



# WINDOW PRODUCTS LIMITED

Effective solutions for windows manufacturers and fitters


Unit 4203 Oakfield Close,  
Tewkesbury Business Park,  
Tewkesbury, Glos  
GL20 8PF

T: 01684 290944


E: sales@gtwindowproducts.co.uk

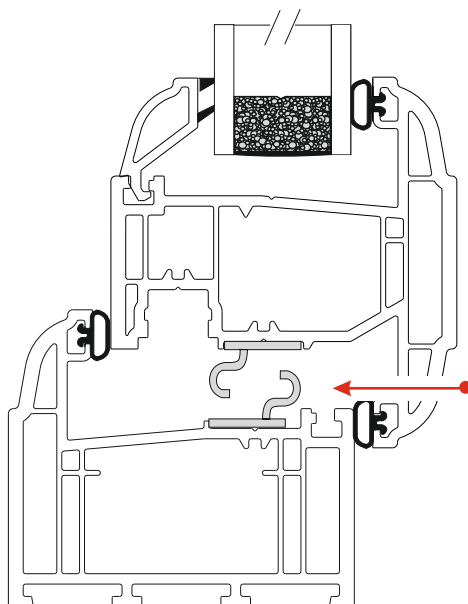

W: www.gtwindowproducts.co.uk

## GT Stay Guard *Elite*



Fit Stay Guard Elite approx 75mm centres from the internal corner as show here. Secure using 4.8 X 25 carbon steel zinc coated screws

Fit run up blocks  on opposite side to the Stay Guard Elite and pack the unit at the same positions marked \* to stop sash movement.



**STAY GUARD ELITE SG036** on outer frame and sash for types of stay to include Egress/Easy Clean

All drawings are not to scale  
Reinforcement and fixings have been omitted for clarity  
UK Fasteners screws were used for testing when required

**GT STAY-GUARD ELITE** is a simple, easy and effective method of enhancing security for windows.

The unique engineered shape and design of Stay Guard Elite goes beyond meeting the industry's most demanding security standards.

This hinge protection device which, when fitted in conjunction with a friction stay, will assist in meeting the requirements of PAS24. Wherever possible, and to obtain the best performance, Stay-Guard Elite should be secured into reinforcement.

They are available in 17mm (SG036) and 13mm(SG035) standard stack heights.



## Spectus Elite 70